

vtech[®]

User's Manual

Animal Friends Toddler Laptop[™]



2009 VTech
Printed in China

91-002359-006-000 (美)

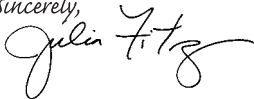
Dear Parent,

*Ever notice the look on your baby's face when they learn something new through their own discovery? These self-accomplished moments are a parent's greatest reward. To help fulfill them, VTech® created the **Infant Learning**® series of toys.*

*These unique interactive learning toys directly respond to what children do naturally – play! Using innovative technology, these toys react to baby's interactions, making each play experience fun and unique as they learn age-appropriate concepts like first words, numbers, shapes, colors and music. More importantly, VTech®'s **Infant Learning**® toys develop baby's mental and physical abilities by inspiring, engaging and teaching.*

At VTech®, we know that a child has the ability to do great things. That's why all of our electronic learning products are uniquely designed to develop a child's mind and allow them to learn to the best of their ability. We thank you for trusting VTech® with the important job of helping your child learn and grow!

Sincerely,

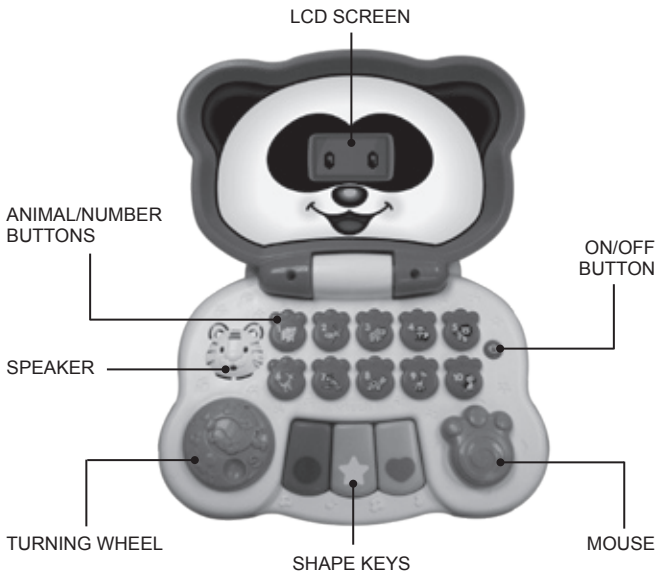


*Julia Fitzgerald
Vice President, Marketing
VTech Electronics, NA*

*To learn more about the **Infant Learning**® series and other VTech® toys, visit www.vtechkids.com*

INTRODUCTION

Thank you for purchasing the **VTech® Animal Friends Toddler Laptop™**. The **VTech® Animal Friends Toddler Laptop™** is a fun animal shaped laptop that introduces a variety of curriculum. The numbered animal buttons teach names and sounds of ten different zoo animals as well as numbers and counting from one to ten. Three chunky piano keys introduce colors, shapes and shapes characteristics. The turning wheel activates a variety of melodies, while the moving the mouse plays a fun game of catch with the panda. The animated screen adds to the fun of this laptop by bringing the animals to life.



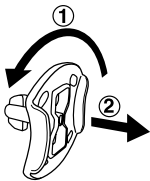
INCLUDED IN THIS PACKAGE

- One VTech® Animal Friends Toddler Laptop™
- One instruction manual

WARNING: All packing materials, such as tape, plastic sheets, packing lockers, wire ties and tags are not part of this toy, and should be discarded for your child's safety.

Unlocking the packaging locks:


- ① Rotate the packaging lock 90 degrees counter-clockwise.
- ② Pull out the packing lock.



GETTING STARTED

BATTERY INSTALLATION

1. Make sure the unit is turned **OFF**.
2. Locate the battery cover on the bottom of the unit. Use a coin or screwdriver to loosen the screw.
3. Install 3 new "AA" size (LR6/AM-3) batteries following the diagram inside the battery box. (The use of new alkaline batteries is recommended for maximum performance.)
4. Replace the battery cover and tighten the screw to secure.



BATTERY NOTICE

- Install batteries correctly observing the polarity (+, -) signs to avoid leakage.
- Do not mix old and new batteries.
- Do not mix batteries of different types: alkaline, standard (carbon-zinc) or rechargeable (nickel-cadmium).
- Remove the batteries from the equipment when the unit will not be used for an extended period of time.
- Always remove exhausted batteries from the equipment.
- Do not dispose of batteries in fire.
- Do not attempt to recharge ordinary batteries.
- The supply terminals are not to be short-circuited.
- Only batteries of the same and equivalent type as recommended are to be used.

WE DO NOT RECOMMEND THE USE OF RECHARGEABLE BATTERIES.

PRODUCT FEATURES

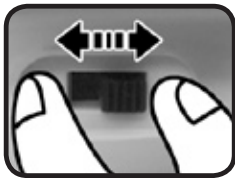
1. ON/OFF BUTTON

To turn the unit **ON**, press the **ON/OFF BUTTON** (🔌). To turn the unit **OFF**, press the **ON/OFF BUTTON** a second time.



2. VOLUME CONTROL SWITCH

To adjust the volume, slide the **VOLUME CONTROL SWITCH** on the back of the unit to the **LOW VOLUME** (◀▶) position or the **HIGH VOLUME** (▶▶▶) position.



3. AUTOMATIC SHUT-OFF

To preserve battery life, the **VTech® Animal Friends Toddler Laptop™** will automatically power-down after several minutes without input. The unit can be turned on again by pressing the on/off button.

ACTIVITIES

1. Press the **animal/number buttons** to learn animal names, animal sounds, numbers and counting. A supporting animation will appear on the screen.



2. Press the **shape keys** to learn shapes, shape characteristics and colors. A supporting animation will appear on the screen.



3. Move the **mouse** left, right, up or down to see the panda chase and catch the ball. A supporting animation will appear on the screen.



4. Turn the **turning wheel** to hear a random melody. Continue turning the wheel while the melody is playing to increase the tempo of the melody. A supporting animation will appear on the screen.



5. If there is not input to the unit after approximately 15 seconds, you will hear a random question. Another random question will be asked every 15 seconds if there continues to be no input to the unit. The unit will automatically power-down after several minutes without input.

MELODY LIST

1. Animal Fair
2. Polly Wolly Doodle
3. Froggy Went a Courtin'
4. Did You Ever See a Lassie?

SUNG SONG LYRICS

Sung Song 1 (to the tune of “Baa, Baa, Black Sheep”)

Come learn about animals,

Colors, numbers too.

There's lots here for you to do.

CARE & MAINTENANCE

1. Keep the unit clean by wiping it with a slightly damp cloth.
2. Keep the unit out of direct sunlight and away from any direct heat source.
3. Remove the batteries when the unit is not in use for an extended period of time.
4. Do not drop the unit on hard surfaces and do not expose the unit to moisture or water.

TROUBLESHOOTING

If for some reason the program/activity stops working or malfunctions, please follow these steps:

1. Please turn the unit **OFF**.
2. Interrupt the power supply by removing the batteries.
3. Let the unit stand for a few minutes, then replace the batteries.
4. Turn the unit **ON**. The unit should now be ready to play again.
5. If the product still does not work, replace with a new set of batteries.

If the problem persists, please call our Consumer Services Department at 1-800-521-2010 in the U.S. or 1-877-352-8697 in Canada and a service representative will be happy to help you.

IMPORTANT NOTE

Creating and developing **Infant Learning** products is accompanied by a responsibility that we at **VTech®** take very seriously. We make every effort to ensure the accuracy of the information, which forms the value of our products. However, errors sometimes can occur. It is important for you to know that we stand behind our products and encourage you to call our Consumer Services Department at 1-800-521-2010 in the U.S. or 1-877-352-8697 in Canada with any problems and/or suggestions that you might have. A service representative will be happy to help you.

Note:

This equipment has been tested and found to comply with the limits for a Class B digital device, pursuant to Part 15 of the FCC Rules. These limits are designed to provide reasonable protection against harmful interference in a residential installation. This equipment generates, uses and can radiate radio frequency energy and, if not installed and used in accordance with the instructions, may cause harmful interference to radio communications. However, there is no guarantee that interference will not occur in a particular installation. If this equipment does cause harmful interference to radio or television reception, which can be determined by turning the equipment off and on, the user is encouraged to try to correct the interference by one or more of the following measures:

- Reorient or relocate the receiving antenna
- Increase the separation between the equipment and receiver
- Connect the equipment into an outlet on a circuit different from that to which the receiver is connected
- Consult the dealer or an experienced radio/TV technician for help

Caution : Changes or modifications not expressly approved by the party responsible for compliance could void the user's authority to operate the equipment.